



**CX**

\_Refined style, colour range, and tactile values define compositional harmonies. Rosewood panels and details in aluminium for orthogonal and parallel solutions.

\_Design, chromatisme et matériaux raffinés définissent l'harmonie des éléments constitutants. Des essences de bois rosewood et des détails en aluminium pour des solutions d'orthogonalité et de parallélisme.



**boiserie:** rosewood finish and glass shelves.  
**chair:** executive chair Format.  
**\_table:** en rosewood, profils en aluminium, modesty panel en cuir noir.  
**boiserie:** rosewood et étagères en verre.  
**siège:** siège de direction Format.

---

**\_table:** bleached oak finish and aluminium trims  
**service unit:** bleached oak finish **chair:** executive chair Format  
**\_table:** en rouvre blanchi et profils en aluminium  
**élément de service:** en rouvre blanchi  
**siège:** siège de direction Format

---

**\_Working areas delimited by distinctive filing elements.**  
**\_Ile de travail délimité par des archivages distincts.**





\_Elm veneer panels, details and finishing in aluminium, as well as a variety of configurations, characterize the aesthetic uniformity of managerial style.

\_Des essences de bois d'elm, des détails et finitions en aluminium et de multiples configurations caractérisent l'uniformité esthétique de l'espace direction.

\_Meeting table: with no limits in its  
composition.  
\_Table de réunions associable à l'infini.



\_Square table for exclusive meeting areas.  
\_Table carrée pour de grands espaces de  
réunion.




# Finishes/Finition

## Fianchi

- \_Sides
- \_Côtés
- \_Seiten
- \_Laterales

### Painted




AO ALUMINIUM

### Veneer



NTNT AMERICAN WALNUT




RWPA ROSEWOOD



FRFN BLACK ASH



RNSB BLEACHED OAK



OLOL ELM


## Top/ante

- \_Top/doors
- \_Top/portes
- \_Top/Fronten
- \_Top/puertas

### Veneer



NTNT AMERICAN WALNUT




RWPA ROSEWOOD



FRFN BLACK ASH



RNSB BLEACHED OAK



OLOL ELM

## Inserto

- \_Insert
- \_Insert central
- \_Ledereinlage
- \_Inserción

### Leather



EP PØ BLACK


## Piano

- \_Desktop
- \_Plataeu
- \_Platte
- \_Sobre

### Veneer



NTNT AMERICAN WALNUT




RWPA ROSEWOOD



FRFN BLACK ASH



RNSB BLEACHED OAK




OLOL ELM

## Profili

- \_Profiles
- \_Profil
- \_Profile
- \_Perfiles

### Painted




AO ALUMINIUM

### Veneer



NTNT AMERICAN WALNUT




RWPA ROSEWOOD



FRFN BLACK ASH



RNSB BLEACHED OAK

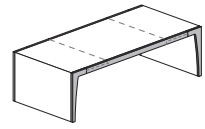


OLOL ELM

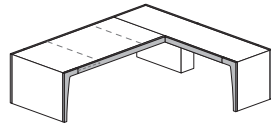


# Technical data/Données techniques

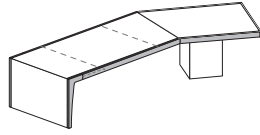
## desks \_aluminium frame



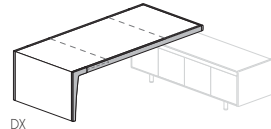
CX0518 L188 P90 H75  
CX0520 L210 P100 H75  
CX0522 L234 P100 H75



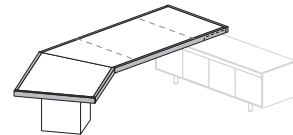
DX  
CX0502 (DX) L229,5 P210 H75  
CX0501 (SX) L229,5 P210 H75



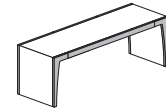
DX  
CX0532 (DX) L322,6 P151,7 H75  
CX0531 (SX) L322,6 P151,7 H75



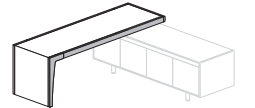
DX  
CX2520 (DX) L210 P100 H75  
CX3520 (SX) L210 P100 H75  
CX2522 (DX) L234 P100 H75  
CX3522 (SX) L234 P100 H75



SX  
CX2532 (DX) L322,6 P151,7 H75  
CX2531 (SX) L322,6 P151,7 H75

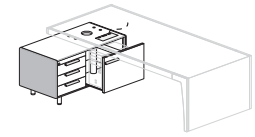


CX0418 L188 P60 H75  
CX0420 L210 P60 H75

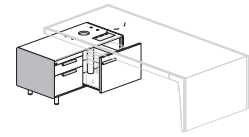


CX2420 L210 P60 H75

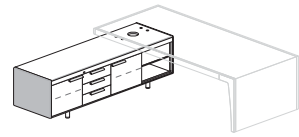
## service \_aluminium frame



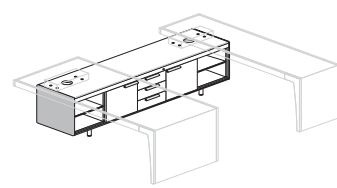
SX  
CX2952 (DX) L110,2 P57 H61,6  
CX2953 (SX) L110,2 P57 H61,6



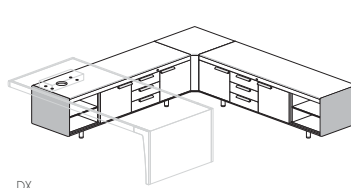
SX  
CX2962 (DX) L110,2 P57 H61,6  
CX2963 (SX) L110,2 P57 H61,6



SX  
CX2916 (DX) L193,5 P57 H61,6  
CX2915 (SX) L193,5 P57 H61,6



CX2919 L243,4 P57 H61,6



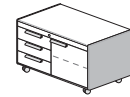
DX  
CX2932(DX) L256,4 P256,4 H61,6  
CX2931(SX) L256,4 P256,4 H61,6



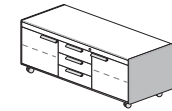
CX0811 L42 P57 H57,3



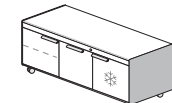
CX0812 L42 P57 H57,3



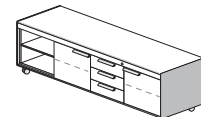
SX  
CX0912 (DX) L93,7 P57 H57,3  
CX0911 (SX) L93,7 P57 H57,3



CX0913 L143,6 P57 H57,3



CX0908 L143,6 P57 H57,3



DX  
CX0916 (DX) L193,5 P57 H57,3  
CX0915 (SX) L193,5 P57 H57,3

## seating \_Buisness Class



BC904C1 L67 P70 H125÷134



BC804C1 L64 P70 H110÷119



BC704C1 L62 P65 H107÷116



BC600C1 L62 P60 H85÷94



BC600C3 L62 P60 H85÷94

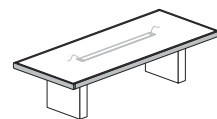


BC500B9 L78 P73 H79  
BC500N9 L78 P73 H79

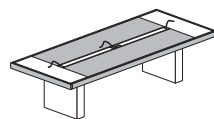


BC500C4 L78 P73 H79  
BC500B4 L78 P73 H79  
BC500N4 L78 P73 H79

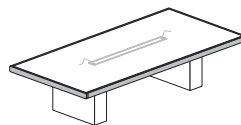
## conference \_aluminium frame



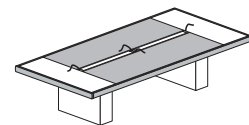
CX1631 L210 P100 H75  
CX1632 L234 P100 H75



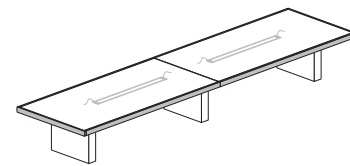
CX1633 L234 P100 H75



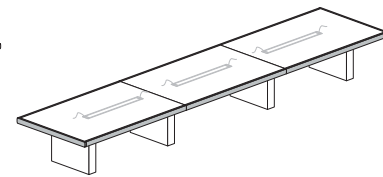
CX1636 L260 P120 H75



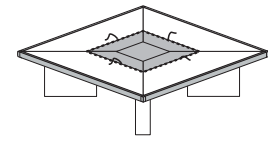
CX1637 L260 P120 H75



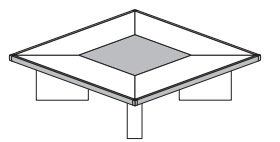
CX1645 L360 P120 H75  
CX1657 L472 P120 H75



CX1663 L539 P120 H75  
CX1680 L707 P120 H75



CX1620 L212,4 P212,4 H75



CX1630 L212,4 P212,4 H75



